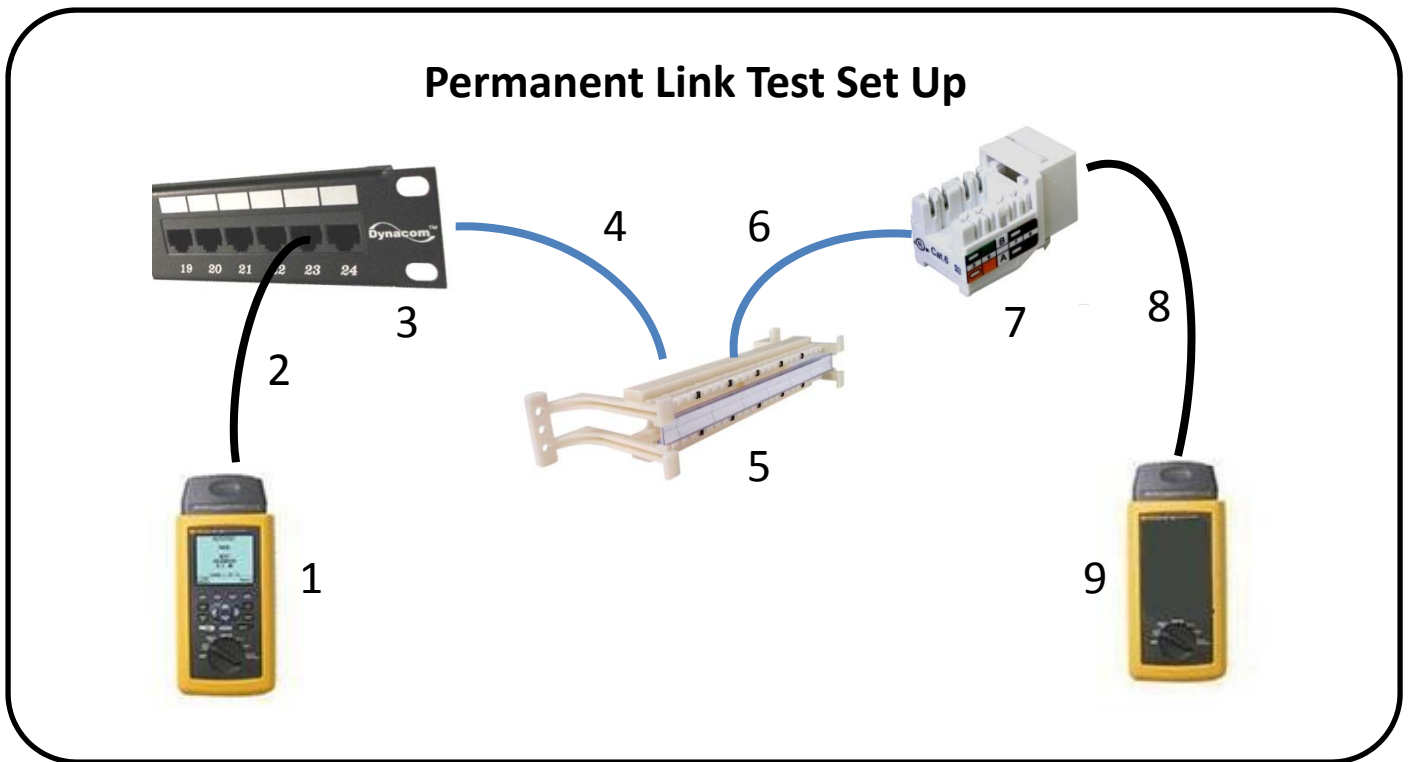


# Category 6 Permanent Link Test using LS® Cat6 250CMR Cable with Dynacom 'Component Compliant' Connectivity

## LS® = +4.6dB NEXT Headroom



1. Field Tester	Fluke DSP4300 Cable Tester
2. Permanent Link Adapter	Fluke Permanent Link Adapter
3. Patch Panel	Dynacom p/n 2013-24C6E
4. Horizontal Cable 50ft.	LS Cat6 250CMR Cable
5. Wiring Block	Dynacom p/n 610AWB-48
6. Horizontal Cable 68ft.	LS Cat6 250CMR Cable
7. Data Jack	Dynacom p/n 10606H-XX
8. Permanent Link Adapter	Fluke Permanent Link Adapter
9. Field Tester	Fluke DSP4300 Remote

### \*\*\*\*\* DISCLAIMER \*\*\*\*\*

These test results are provided for comparative purposes only and are not a guarantee that you will obtain identical results. Actual performance will depend upon installation and environment. Dynacom is not affiliated with LS® and assumes no liability for permanent link performance using LS® brand cable.



**Cable ID: LS250CMR+DYNC6EPP+10606H**

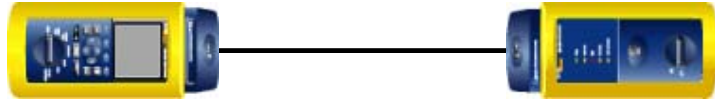
**Test Summary: PASS**

Date / Time: 07/17/2008 05:57:42pm  
**Headroom: 4.6 dB (NEXT 12-78)**  
**Test Limit: TIA Cat 6 Perm. Link**  
 Cable Type: UTP 100 Ohm Cat 6  
 Fault Anomaly Threshold: 15%

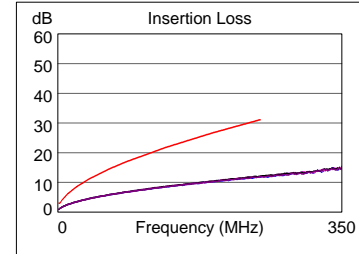
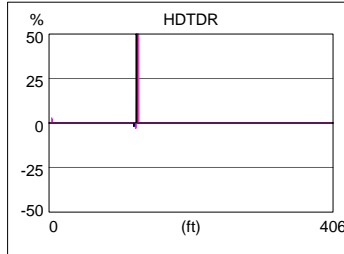
Operator: Pete Bach  
 Software Version: 1.925  
 Limits Version: 5.17  
 NVP: 69.0%  
 Shield Test: N/A

Model: DSP-4300  
 Main S/N: 8284020  
 Remote S/N: 8284020  
 Main Adapter: PM- 006  
 Remote Adapter: PM- 006

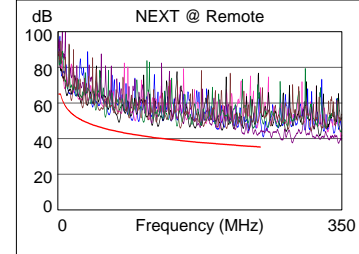
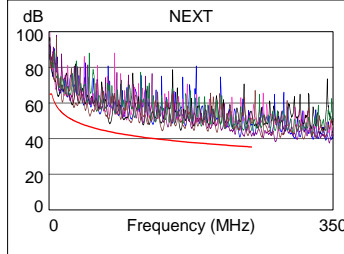
Wire Map	1 2 3 4 5 6 7 8 S
<b>PASS</b>	
	1 2 3 4 5 6 7 8



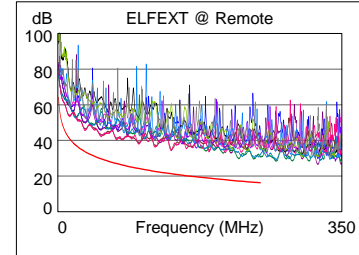
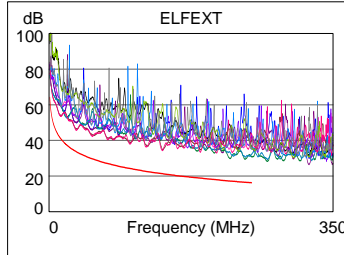
Length (ft), Limit 295	[Pair 78]	118
Prop. Delay (ns), Limit 498	[Pair 45]	179
Delay Skew (ns), Limit 44	[Pair 45]	5
Resistance (ohms)		N/A
Insertion Loss Margin (dB)	[Pair 36]	19.0
Frequency (MHz)	[Pair 36]	250.0
Limit (dB)	[Pair 36]	31.1



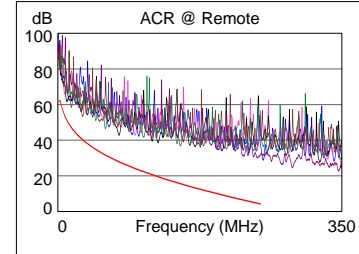
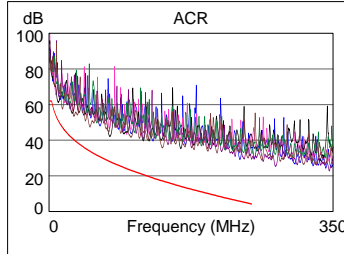
	Worst Case Margin		Worst Case Value	
<b>PASS</b>	MAIN	SR	MAIN	SR
Worst Pair	12-78	12-78	12-36	36-45
<b>NEXT (dB)</b>	4.6	5.5	5.2	6.6
Freq. (MHz)	75.0	75.6	235.5	246.5
Limit (dB)	43.9	43.8	35.7	35.4
Worst Pair	78	78	36	45
<b>PSNEXT (dB)</b>	5.4	6.7	5.8	7.3
Freq. (MHz)	74.4	75.4	235.0	246.0
Limit (dB)	41.5	41.4	33.2	32.8



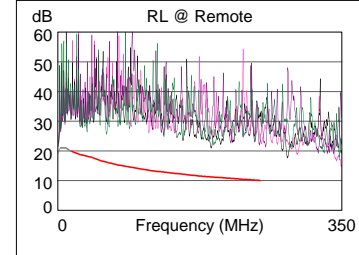
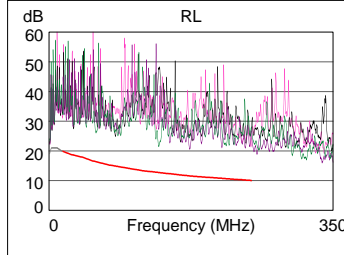
	MAIN	SR	MAIN	SR
Worst Pair	36-45	36-45	36-45	36-45
<b>ELFEXT (dB)</b>	11.8	11.9	12.9	13.1
Freq. (MHz)	1.1	1.1	241.5	241.5
Limit (dB)	63.4	63.4	16.5	16.5
Worst Pair	36	45	45	36
<b>PSELFEXT (dB)</b>	11.8	12.1	15.0	15.7
Freq. (MHz)	1.0	1.0	241.5	242.0
Limit (dB)	61.2	61.2	13.5	13.5



	MAIN	SR	MAIN	SR
Worst Pair	12-78	12-78	12-36	36-45
<b>ACR (dB)</b>	10.1	10.6	23.5	25.6
Freq. (MHz)	11.2	11.2	235.5	246.5
Limit (dB)	51.3	51.3	5.7	4.5
Worst Pair	78	78	36	45
<b>PSACR (dB)</b>	11.5	11.0	25.4	26.2
Freq. (MHz)	11.7	11.6	250.0	246.0
Limit (dB)	48.4	48.5	1.6	2.0



	MAIN	SR	MAIN	SR
Worst Pair	36	78	45	36
<b>RL (dB)</b>	8.9	8.3	9.1	9.9
Freq. (MHz)	30.3	36.2	173.5	189.0
Limit (dB)	18.6	18.2	11.5	11.2



Compliant Network Standards:  
 10BASE-T                      100BASE-TX                      100BASE-T4  
 1000BASE-T                    ATM-25                              ATM-51  
 ATM-155                        100VG-AnyLan                    TR-4  
 TR-16 Active                    TR-16 Passive