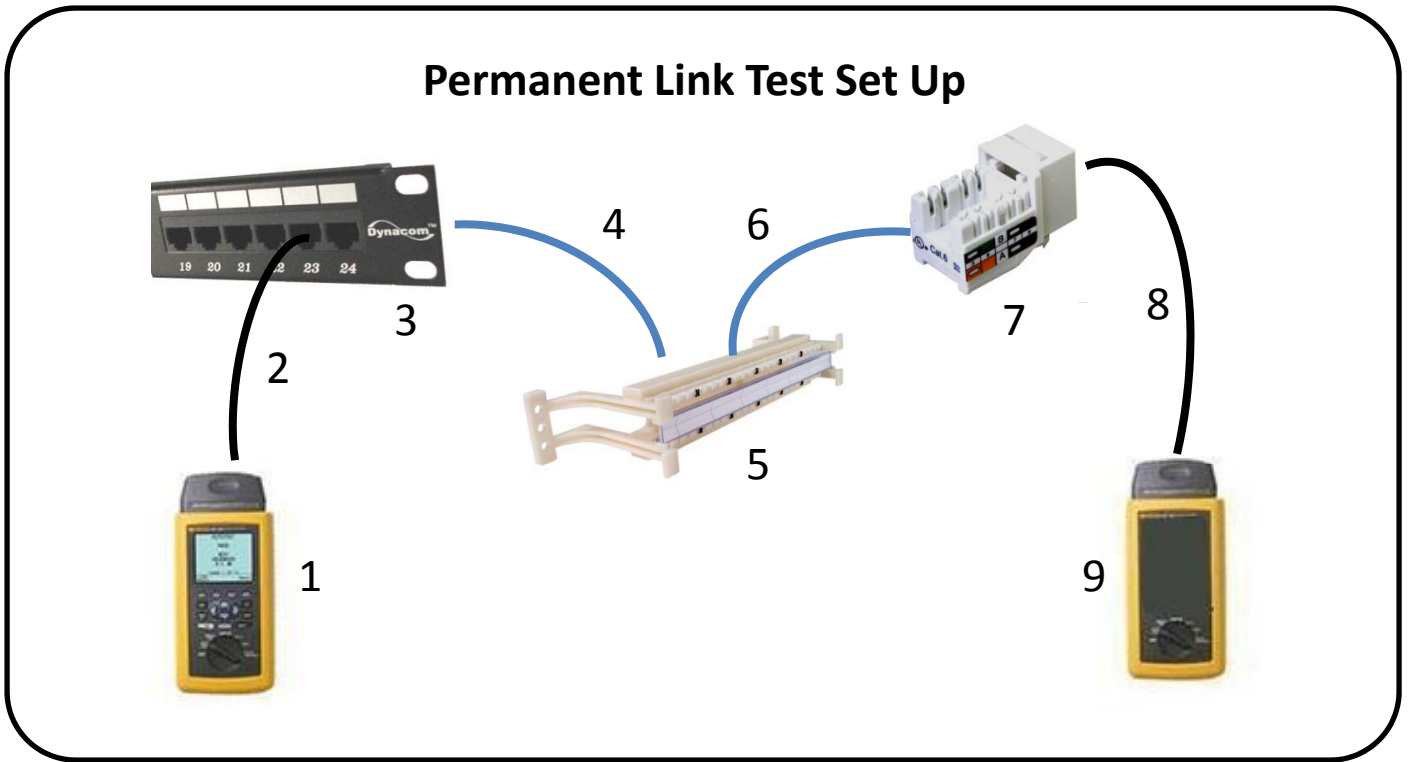


Category 6 Permanent Link Test using Elite1000X® 400CMR Cable with Dynacom `Component Compliant' Connectivity

ABA Elite1000X® = +2.6dB NEXT Headroom



1. Field Tester	Fluke DSP4300 Cable Tester
2. Permanent Link Adapter	Fluke Permanent Link Adapter
3. Patch Panel	Dynacom Cat6E, p/n 2013-24C6E
4. Horizontal Cable 50ft.	Elite1000X Cat6 400CMR Cable
5. Wiring Block	Dynacom p/n 610AWB-96
6. Horizontal Cable 72ft.	Elite1000X Cat6 400CMR Cable
7. Data Jack	Dynacom p/n 10606H-XX
8. Permanent Link Adapter	Fluke Permanent Link Adapter
9. Field Tester	Fluke DSP4300 Remote

******* DISCLAIMER *******

These test results are provided for comparative purposes only and are not a guarantee that you will obtain identical results. Actual performance will depend upon installation and environment. Dynacom is not affiliated with ABA® and assumes no liability for permanent link performance using Elite1000X® brand cable.



Cable ID: ABA400+DYNC6EPP+DYN10606H

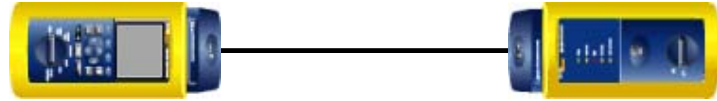
Test Summary: PASS

Date / Time: 07/12/2008 12:53:14pm
Headroom: 2.6 dB (NEXT 12-45)
Test Limit: TIA Cat 6 Perm. Link
 Cable Type: UTP 100 Ohm Cat 6
 Fault Anomaly Threshold: 15%

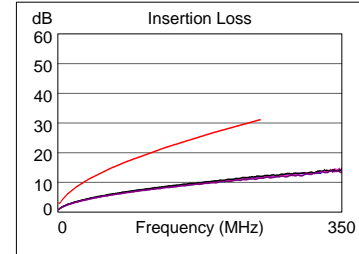
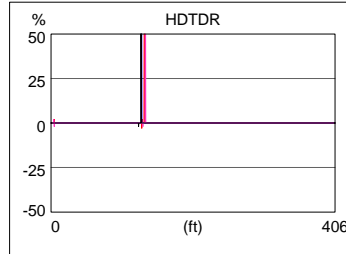
Operator: Pete Bach
 Software Version: 1.925
 Limits Version: 5.17
 NVP: 69.0%
 Shield Test: N/A

Model: DSP-4300
 Main S/N: 8284020
 Remote S/N: 8284020
 Main Adapter: PM- 006
 Remote Adapter: PM- 006

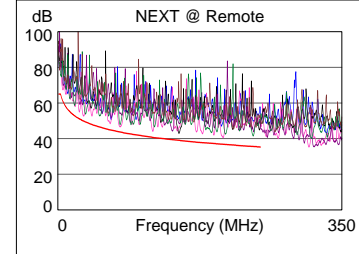
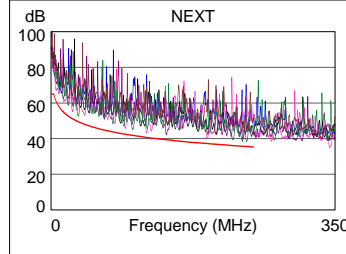
Wire Map	1 2 3 4 5 6 7 8 S
PASS	
	1 2 3 4 5 6 7 8



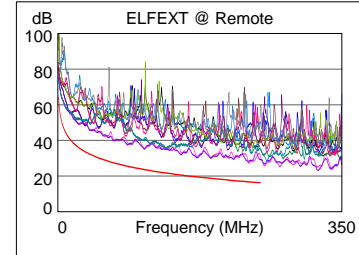
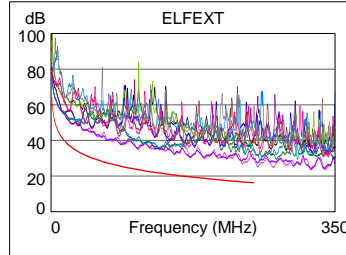
Length (ft), Limit 295	[Pair 78]	122
Prop. Delay (ns), Limit 498	[Pair 45]	189
Delay Skew (ns), Limit 44	[Pair 45]	9
Resistance (ohms)		N/A
Insertion Loss Margin (dB)	[Pair 45]	18.9
Frequency (MHz)	[Pair 45]	248.5
Limit (dB)	[Pair 45]	31.0



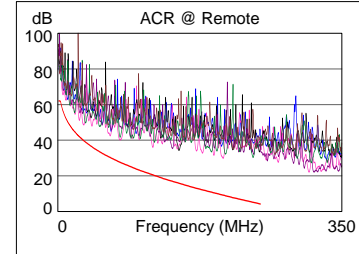
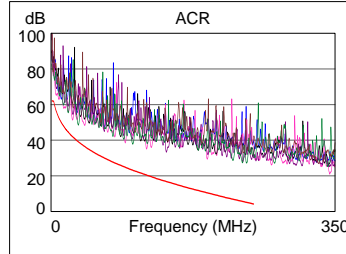
	Worst Case Margin		Worst Case Value	
PASS	MAIN	SR	MAIN	SR
Worst Pair	12-45	12-45	36-78	12-45
NEXT (dB)	2.6	3.0	3.0	3.8
Freq. (MHz)	118.0	77.0	241.5	204.0
Limit (dB)	40.6	43.7	35.5	36.8
Worst Pair	36	12	36	36
PSNEXT (dB)	3.1	4.4	3.1	6.3
Freq. (MHz)	236.5	149.0	236.5	241.0
Limit (dB)	33.1	36.5	33.1	33.0



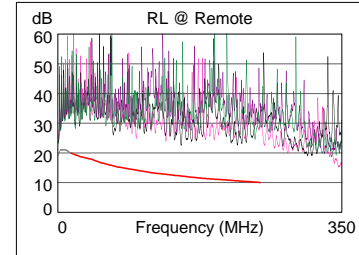
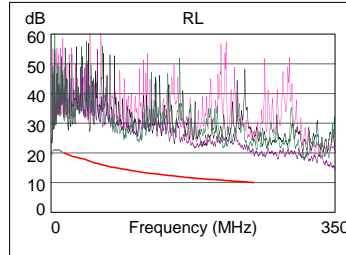
PASS	MAIN	SR	MAIN	SR
Worst Pair	12-45	12-45	12-45	12-45
ELFEXT (dB)	9.9	10.5	9.9	10.5
Freq. (MHz)	236.0	236.0	236.0	236.0
Limit (dB)	16.7	16.7	16.7	16.7
Worst Pair	45	45	45	12
PSELFEXT (dB)	10.6	10.5	12.4	13.2
Freq. (MHz)	1.0	1.0	236.0	236.0
Limit (dB)	61.2	61.2	13.7	13.7



PASS	MAIN	SR	MAIN	SR
Worst Pair	12-45	12-45	36-78	12-45
ACR (dB)	8.8	8.9	22.2	20.8
Freq. (MHz)	6.2	32.2	241.0	204.0
Limit (dB)	56.8	39.7	5.1	9.1
Worst Pair	45	45	36	36
PSACR (dB)	9.6	9.5	21.7	25.3
Freq. (MHz)	6.2	6.3	236.5	241.0
Limit (dB)	54.5	54.4	3.1	2.6



PASS	MAIN	SR	MAIN	SR
Worst Pair	36	78	45	36
RL (dB)	8.3	8.9	9.6	10.3
Freq. (MHz)	21.4	21.7	250.0	152.0
Limit (dB)	19.4	19.4	10.0	12.2



Compliant Network Standards:
 10BASE-T 100BASE-TX 100BASE-T4
 1000BASE-T ATM-25 ATM-51
 ATM-155 100VG-AnyLan TR-4
 TR-16 Active TR-16 Passive