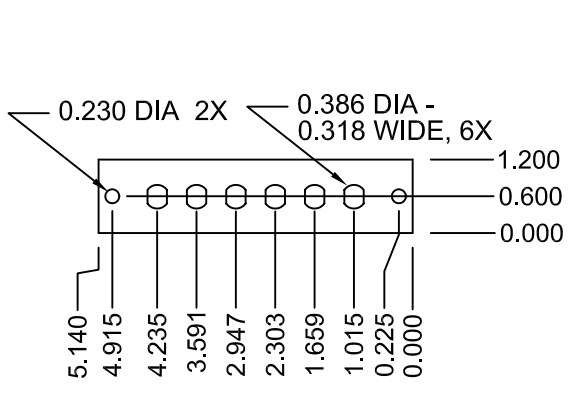


ZONE	REV	DESCRIPTION	DATE	APPV.
-	A	INITIAL RELEASE	12/31/07	E.A.

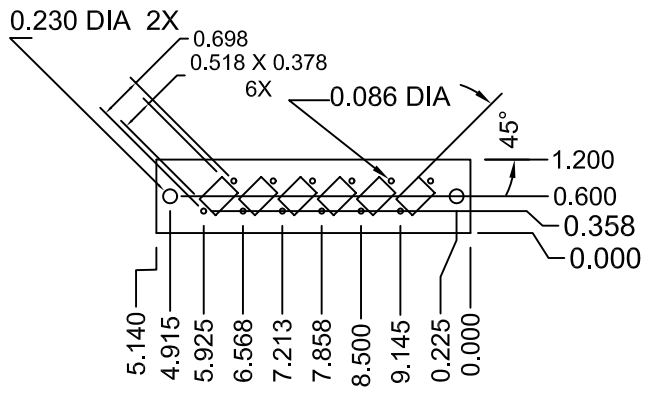
THE INFORMATION CONTAINED HEREON IS PROPRIETARY AND CONFIDENTIAL TO DYNACOM CORPORATION. AND SHALL NOT BE USED OR DISCLOSED, IN WHOLE OR IN PART WITHOUT FIRST OBTAINING THE WRITTEN PERMISSION OF DYNACOM CORPORATION.

NOTES:

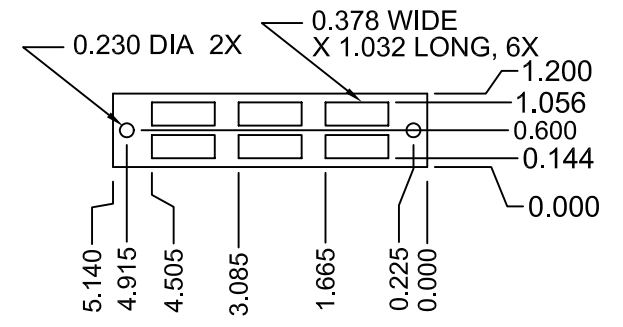
1. MATERIAL-0.062 COLD ROLLED STEEL.
2. FINISH-BLACK POWDER COAT.
3. DIMENSIONS SHOWN ARE AFTER POWDER COATING.
4. INSERT SNAP PIN INTO EACH BRACKET, 2X. SUPPLIED BY DYNACOM.
5. PACKAGE ASSEMBLY INTO PLASTIC BAG.



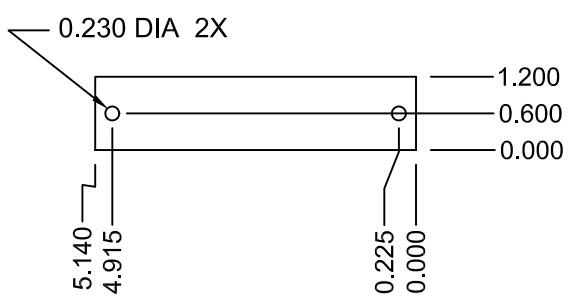
P/N: 920-ST-6
BLANK PATCH PANEL, 6ST



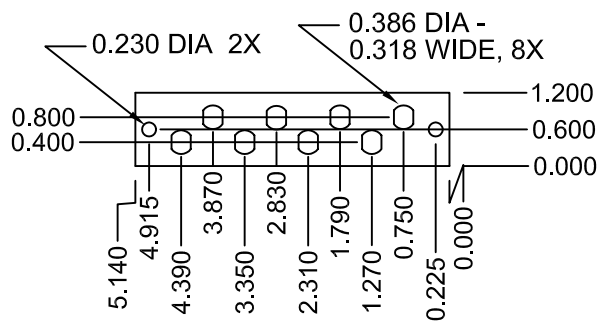
P/N: 920-SC-6
BLANK PATCH PANEL, 6SC



P/N: 920-SC2-6
BLANK PATCH PANEL, 6SC2



P/N: 920-BLA
BLANK PANEL



P/N: 920-ST-8
BLANK PATCH PANEL, 8ST



P/N: M-533
SNAP PIN



e-mail.....info@dynacomcorp.com
1366 San Mateo Ave Suite 201
South San Francisco CA 94080

ALL DIMENSIONS ARE IN INCHES.			
NEXT ASSY: -	DRAWN: E.A. 12/31/07	CHECKED: -	
TITLE: FIBER PATCH PANEL		900-XX	REV. A