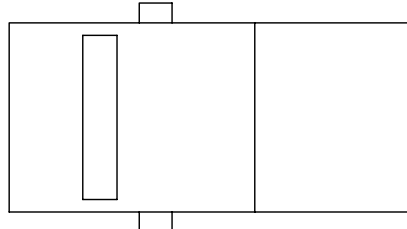
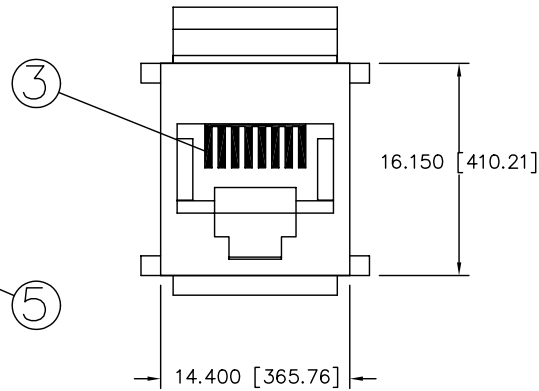
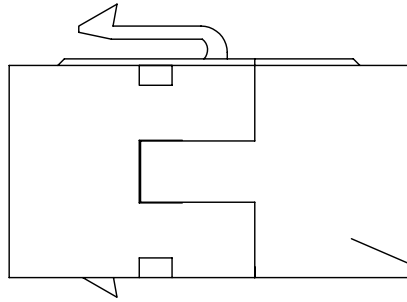


1 THE INFORMATION CONTAINED HEREON IS PROPRIETARY AND CONFIDENTIAL TO DYNACOM CORPORATION, AND SHALL NOT BE USED OR DISCLOSED, IN WHOLE OR IN PART, WITHOUT FIRST OBTAINING THE WRITTEN PERMISSION FROM DYNACOM CORPORATION.

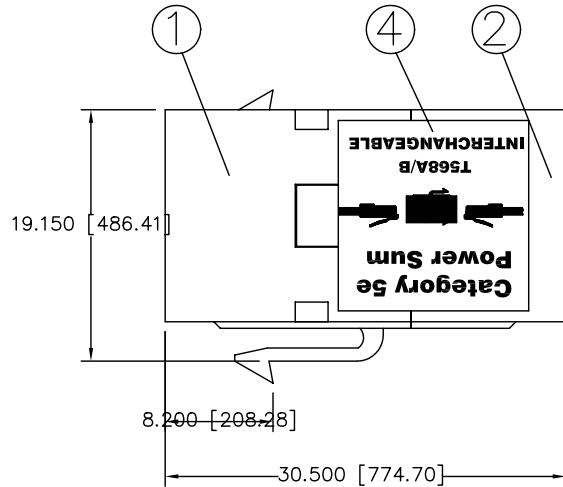
ZONE	REV	DESCRIPTION	DATE	APPV.
-	A	RELEASED.	09/10/2008	E.A.



NO	PART NAME	DESCRIPTION	Q'TY	REMARK
1	FRONT JACK	ABS UL94V-0	1	
2	REAR JACK	ABS UL94V-0	1	
3	P.C.B. MODULE	SPRING WIRE	16	P.B. 50u" HARD GOLD PLATED OVER 50~80u" NICKEL PLATED
		INSERT	2	PBT+30% FIBER
		P.C.B	1	FR4
4	LABEL	WHITE STICK	1	TEXT COLOR: BLACK

NOTES:

1. COMPACT COUPLERS FOR TWO MODULAR PLUGS.
2. COUPLERS SNAP INTO 0.585"X0.765".
3. WIRED P1 TO P1.



e-mail.....sales@dynacomcorp.com

31082 San Antonio Street
Hayward, California 94544

Dimensions: mm - DO NOT SCALE DRAWING

NEXT ASSY-	DRAWN: A.L. 12/06/2005	CHECKED: E.A.
TITLE: Cat 5E Data Coupler	DWG. NO. 17159-C5-XX	SHEET 1 OF 1 REV. A